





EUA

European University Association




Academic Success



ipt

Instituto Politécnico de Tomar



Academic Success

The following table and chart show the number of years beyond the minimum required to complete a given degree program for the academic year of 2008/2009, for the three schools of IPT. In the self-evaluation report we presented similar data for previous years. With the implementation of the Bologna Process a huge number of students that were previously engaged in former degrees returned to complete the new programs. In 2007/2008 many of them completed the degree but, for the calculation of the number of years beyond the minimum required to complete the degree program, the number of years **as from first enrolment in IPT has been considered**. So, the data in table IV.25 and chart IV.6 of the self-evaluation report correspond to an “abnormal year” in terms of the calculation. Present data shows that, apart from other residual reasons, the influence of that particular effect has been vanishing from 2008/09 onwards.

Table: Number of years beyond the minimum required to complete the degree programme – 2008/2009

	Years												Total
	0	% 0	1	% 1	2	% 2	3	% 3	4	% 4	≥5	% ≥ 5	
ESTT	94	38%	52	21%	31	13%	26	11%	17	7%	26	11%	246
ESGT	78	41%	49	26%	36	19%	12	6%	5	3%	9	5%	189
ESTA	11	18%	22	37%	7	12%	15	25%	4	7%	1	2%	60
IPT Total	183	37%	123	25%	74	15%	53	11%	26	5%	36	7%	495

Source: ESTT, ESGT and ESTA Academic Services

Chart: Number of years beyond the minimum required to complete the degree programme – 2008/2009

